



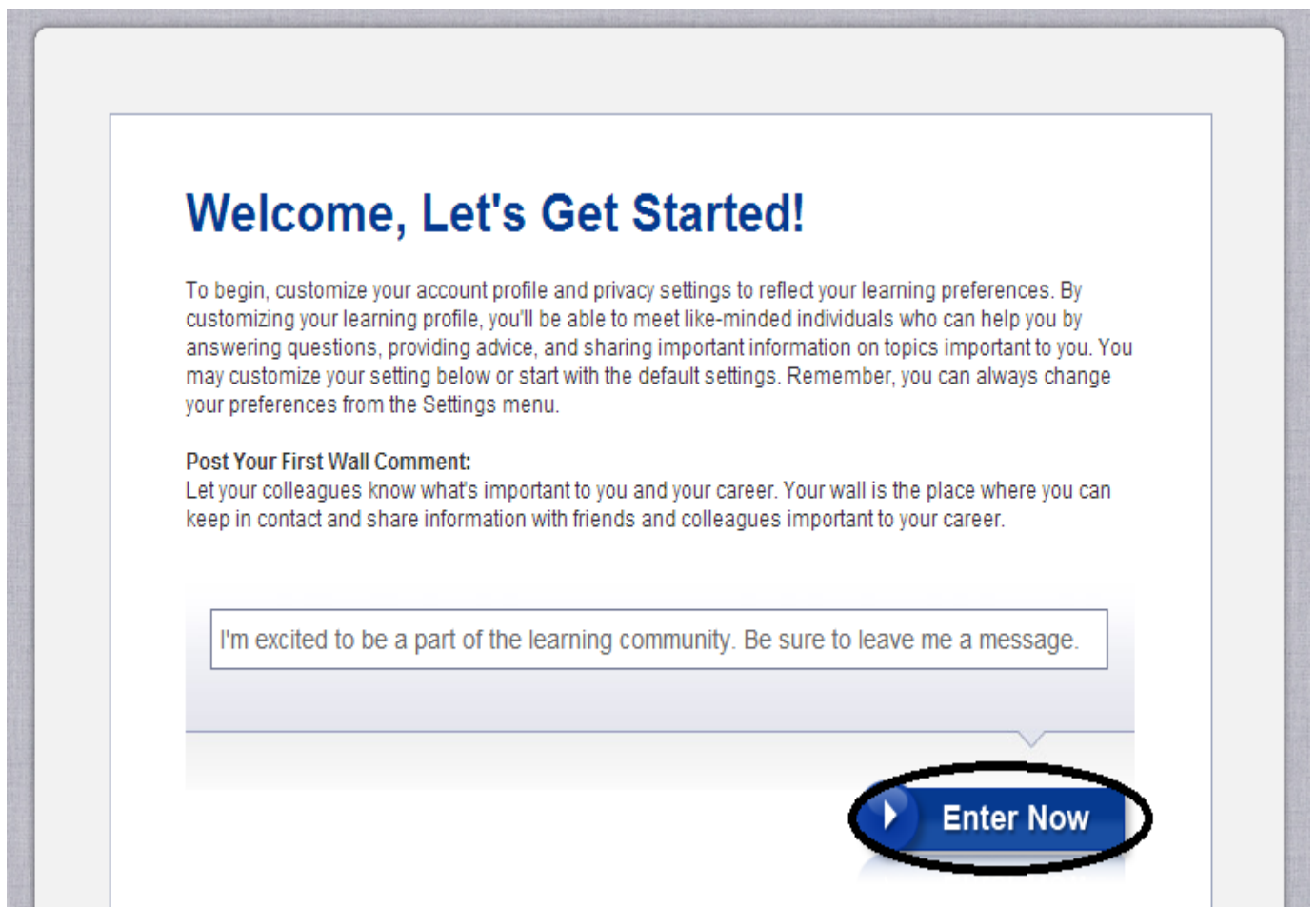
1. Login at:

URL: <http://cloud.learnsmartsystems.com>

Email: Your Email address

Password: learning123

This is the first screen you will see. **You must fill in your Display Name, Phone Number and Country before the system will let you enter.**



2. Click 'Enter Now', after customizing account settings.

3. On the home screen either: Click 'Activate' **OR**...

John Wallace

CURRENT TRAINING:
Server 2008 Network Infrastructure (70-642)
[Start Training](#)

TARGET COMPLETION:
May 30, 2013
2 day(s) of training per week
87 day(s) until goal
100% of the course remains

Activate Your Training

To activate your new training, choose the training from the list and click the "Activate" button. You will then be redirected to your training. If you activate a library, you will first need to select the course(s) you wish to study from the "Manage Courses" menu option.

Your New Training Videos or Libraries

1. Full Enterprise Library (Single User)	1 license(s)	Activate <small>assign license</small>
--	--------------	---

How do I start my training?
That's the easy part. From your Home menu option, click on the name of your course. You'll be taken to our Classroom Theater where you'll be able to watch, learn, and participate. You can switch between your courses from the drop down menu on your Home menu or by going to [start training](#).

3. a. **OR** Scroll down and click 'Manage Courses'

Manage Contacts






Manage Courses

Custom Courses






4. Select the course desired by clicking 'Check out'; which appears below the course icon.

Courses See All

1.

				
A+ All-In-One 2009 Check-out Add to Plan	A+ All-In-One 2012 Check-out Add to Plan	Acrobat 9 Professional Check-out Add to Plan	ADA and Disability Law Check-out	Advanced Exploitation Revealed Check-out Add to Plan

2.

				
Advanced Management Skills Check-out Add to Plan	Appraising Performance Check-out Add to Plan	Art of Communication Check-out Add to Plan	Art of Organization Check-out Add to Plan	Art of Stress Management Check-out Add to Plan

5. Click 'Play' and enjoy.

My Courses Access D

Checked-out


A+ All-In-One 200...
[Check-in](#) | [Play](#)

Below is a link to our quick orientation video which will demonstrate the core features of the system.

<https://www.dropbox.com/s/cs6au2wxde7h1o3/WalkThrough2.mp4>

For questions, access the User Guide at: <http://cloud.learnsmartsystems.com/user-guide/document.pdf>.

For your convenience, LearnSmart Support can also be contacted through the ticket system at www.learnsmartsystems.com/tkt.

Thank you for trusting LearnSmart with your training needs.

